



Selected Month & Year	Apr-2024 to Mar-2025
Selected Locations	All

ESG PERFORMANCE DASHBOARD

Location Group

All

Locations

All

Fiscal Year

All

Month

All

Energy Consumption

Energy Consumption by Coal/Petroleum products

91.71K

Gigajoules

Energy Consumption by Purchased Electricity

6.00K

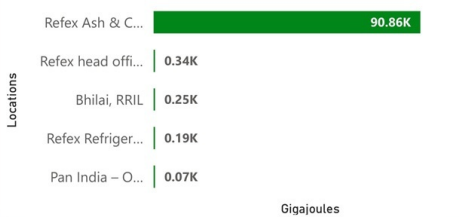
Gigajoules

Energy Consumption by Renewables solar/Wind

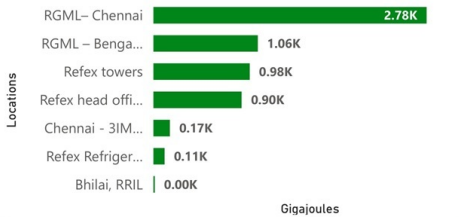
2.53K

Gigajoules

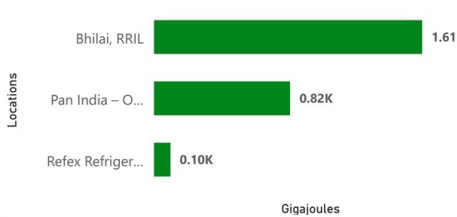
Coal/Petroleum products Energy Consuming Sites



Purchased Electricity Energy Consuming Sites



Renewables solar/Wind Energy Consuming Sites



GHG Emission

GHG Emissions

7.95K

tCO2e

Scope 1 GHG Emissions

6.28K

tCO2e

Scope 2 GHG Emissions

1.21K

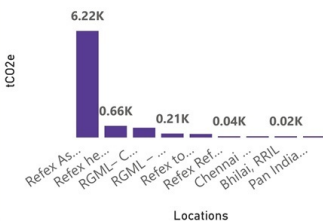
tCO2e

Scope 3 GHG Emissions

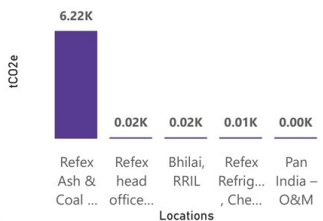
460.02

tCO2e

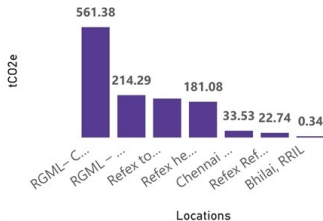
GHG Emissions Contributing Sites




Scope 1 GHG Emissions Contributing Sites



Scope 2 GHG Emissions Contributing Sites



Scope 3 GHG Emissions Contributing Sites



Total Water Withdrawal

Surface Water Withdrawal

(Blank)

Kiloliter [KL]

Ground Water Withdrawal

26.35K

Kiloliter [KL]

Treated Sewage Water

(Blank)


Kiloliter [KL]

Third-Party Water Withdrawal

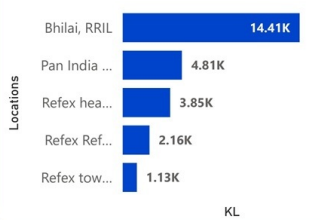
22.56K

Kiloliter [KL]


Surface Water Withdrawal by Sites



Ground Water Withdrawal by Sites



Treated Sewage Water by Sites



Third-Party Water Withdrawal by Sites



Waste

Non-Hazardous Waste Generation

4612

KG

Non-Hazardous Waste Diversion

(Blank)

KG

Non-Hazardous Waste Disposal

6442

KG

Training

The number of Training Sessions Conducted

Including Employee inductions, on job trainings , specific Technical & External, etc.

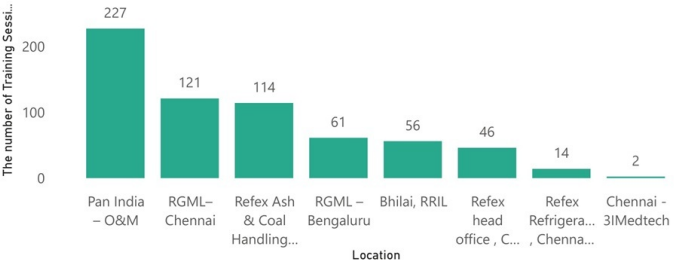
641

Total Training Manhours

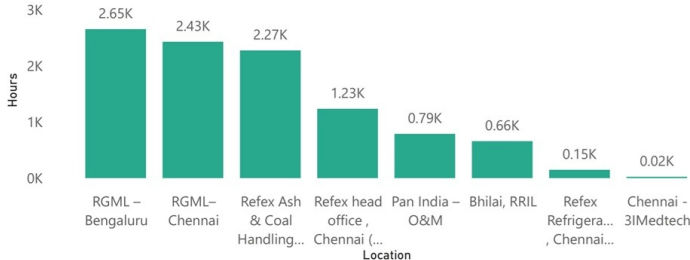
10,189.00

Hours

Workplace Safety Training to Employees by Location



Total Training Manhours by Location



Health & Safety

Total Training Manhours

9025

Training Manhours

Number of Fatalities as a Result of Work-Related Injuries

0

Employees

0

Workers

Number of Lost Time Injuries

0

Employees

0

Workers

No of First Aid Cases Recorded

5

No of First Aid Cases Recorded

Accident Frequency Rate

0.00

AFR

Initiatives

Number of Trees Planted

702

Number of Trees

Number of Cleanliness Drive Conducted

(Blank)

Number of Cleanliness Drive Conducted

Number of CSR Initiatives

16

CSR Initiatives

Number of Environmental Mass Awareness Programs

1

Energy Saving Initiatives

HSE Initiatives

21

HSE Initiatives

Dry Fly Ash

9688323

Total Amount utilized

9688323

Total ash quantity received

Awards and Recognitions

Number of Awards Received

5

Number of Awards

Governance

Number of Grievances Complaints Received

9

Complaints

Number of Grievances Complaints Pending to Resolve

0

Complaints